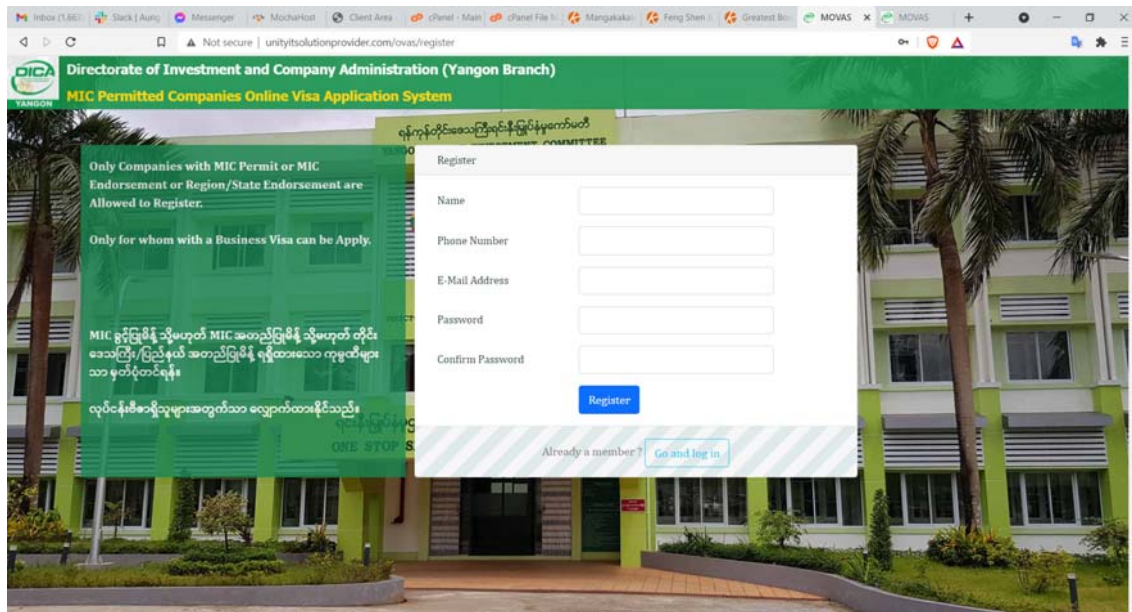
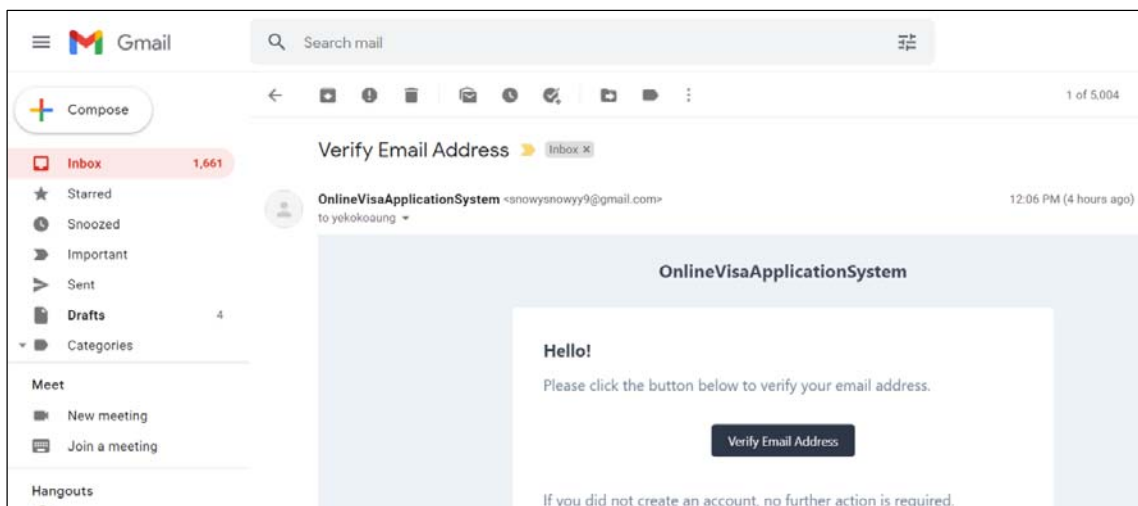


User Guide Book for MIC Permitted Companies Online Visa Application System

Step 1 – Register your account from Sign Up page.



Step 2 – Verify your account by clicking the “Verify Email Address” button sent to your email.



Step 3 – Fill up data and attach the documents of the company according to our guidance and proceed to submit.

Online Visa Application System | unityitsolutionprovider.com/ovas/signup

Directorate of Investment and Company Administration (Yangon Branch)
Online Visa Application System

Please Fill the Profile to Complete the Registration!

COMPANY PROFILE

Company Name Company Registration No Sector

Business Type

Permit/Endorsement Type Permit/Endorsement No Permitted Date Commercialization Date

Land No Land Survey District No Industrial Zone

Township Region

Numbers of Local Staff In Proposal Increased Appointed

Numbers of Foreign Staff

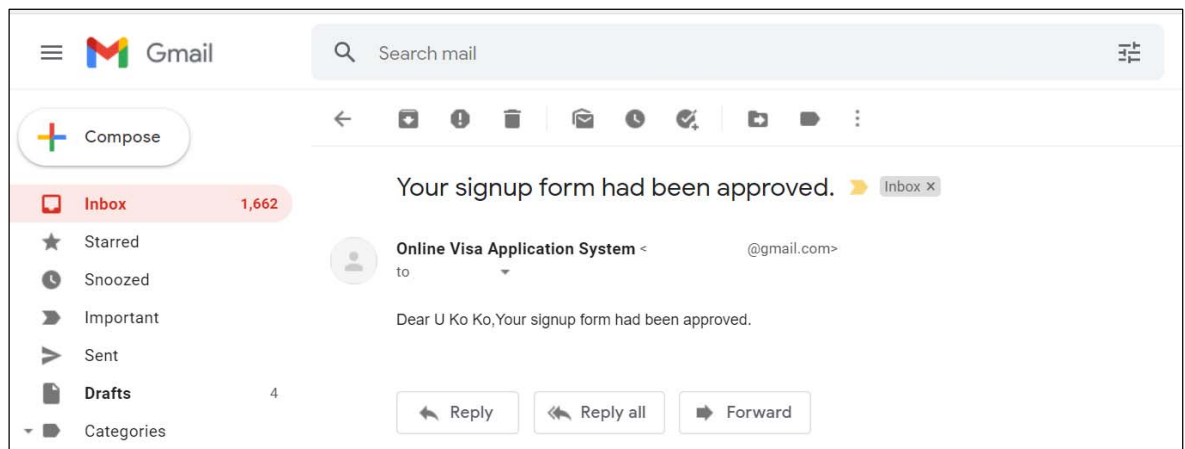
ATTACHMENT

Note: The following documents need to be attached (PDF File Only)

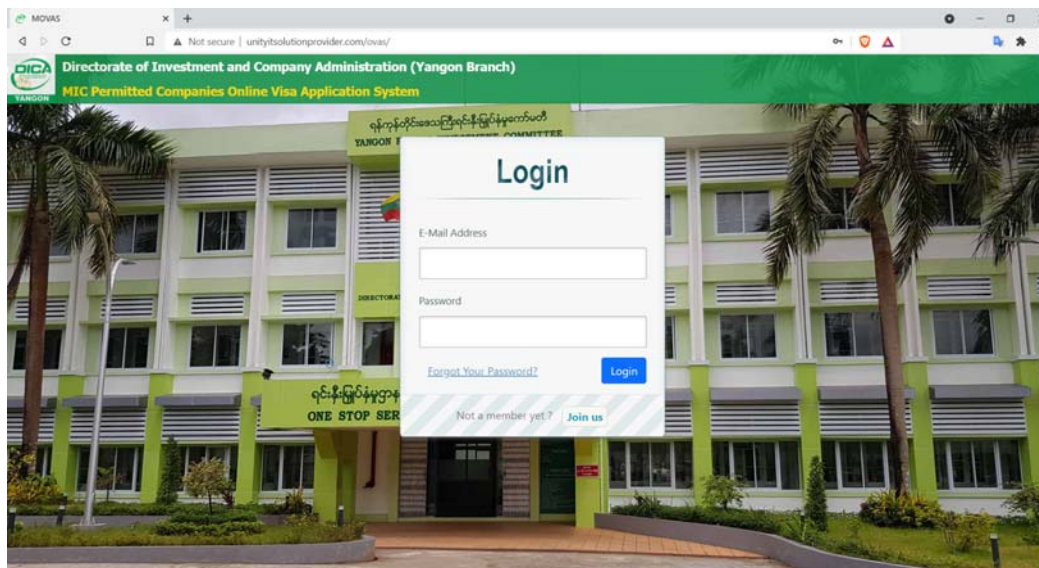
(1) Certificate of Incorporation No file chosen

(2) MIC Permit No file chosen

Step 4 - Wait your account to be approved. User Account Approval Email will be sent to you.



Step 5 – Login to the system by using Email and Password.



Step 6 – Fill up data & attach the documents of the applicants and submit the application.

Online Visa Application System

Directorate of Investment and Company Administration (Yangon Branch)
Online Visa Application System

English / Logout

HOME PROFILE VISA APPLICATION

Company Applicant - 1 Submit + -

COMPANY PROFILE

Company Name: High Flyer Company Limited
Company Registration No: 111222

Business Type: Medicine Factory

	In Proposal	Increased	Total	Appointed	Available
Numbers of Local Star	1100	100	1200	500	700
Numbers of Foreign S	110	11	121	55	66

ATTACHMENT

Note: The following documents need to be attached (PDF File Only)

License/Permit/Evidence from Government Agency, Business Contract with other Related Organization (if Any).

File	Description	Action
Choose File No file chosen	Enter attachment description	Add More

Online Visa Application System

Not secure | unityitsolutionprovider.com/ovas/applyform#

DICA Directorate of Investment and Company Administration (Yangon Branch)
Online Visa Application System

English / English Logout

HOME PROFILE **VISA APPLICATION**

Company Applicant - 1 Submit + -

APPLICANT 1 INFORMATION

Name Nationality

Passport No Stay Allow Date Stay Expire Date

Applicant Type Date Of Birth Gender Male Female

Visa Type Stay Duration Labour Card Type

ATTACHMENT

Note: The following documents need to be attached (PDF File Only)

License/Permit/Evidence from Government Agency, Business Contract with other Related Organization (if Any).

File	Description	Action
<input type="button" value="Choose File"/> No file chosen	<input type="text" value="Enter attachment description"/>	<input type="button" value="Add More"/>

Step 7 – Monitor the notifications in your application. Application Form Approval Email will be sent to you.

Online Visa Application System

Not secure | unityitsolutionprovider.com/ovas/home?person_type_id=&query=&query=

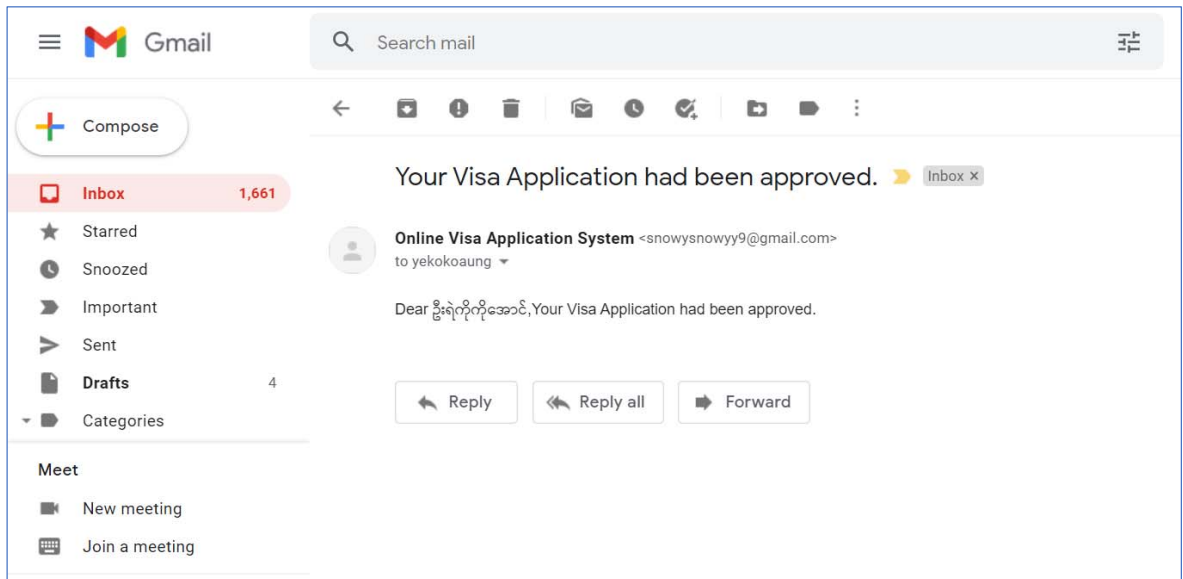
DICA Directorate of Investment and Company Administration (Yangon Branch)
Online Visa Application System

English / English Logout

HOME PROFILE **VISA APPLICATION**

Status From To

No	First Apply Date	Final Apply Date	Description	Status	Action
1	20 September, 2021		နိုင်ငံခြားသားပညာရှင် ၁ ဦးအား နေထိုင်ခွင့် သက်တမ်းတိုးပေးခြင်း၊ အကြိမ်ကြိမ် ပြည်ပြန်ဝင်ခွင့် စီစဉ် အလုပ်သမား မှတ်ပုံတင်ကတ် သက်တမ်းတိုးခွင့် ပေးပါရန် လျှောက်ထားခြင်း	Pending	Show



Note: Use only one account for a company. Attach file type must be PDF file format. The result of your application will be sent to your registered email.